




European  
Commission



# Jean Monnet Chairs: Data analysis of Jean Monnet Chairs awarded between 1990 and 2022

## *Introduction*

The purpose of this document is to present an analysis of the available data for **Jean Monnet Chairs (hereinafter JM) awarded between 1990 and 2022**. The main objectives are to gain a better understanding of the evolution of Chairs over time, and to present key findings based on countries, Erasmus+ regions, universities, professors, and subjects.

Finally, it includes a shorter analysis of 30 randomly selected Chairs in the regions of the EU and Asia from 2010 until 2021, which illustrates the way that the Action has evolved and how its content has changed through the years.

## *Key findings*

**1 565** Chairs  
granted since 1990

**73** countries

**1 351+** professors

**698** universities

More information on the European Union is available on the Internet (<http://europa.eu>).

Luxembourg: Publications Office of the European Union, 2024

Print ISBN 978-92-9488-745-0      doi: 10.2797/834961      EC-02-24-695-EN-C  
PDF ISBN 978-92-9488-746-7      doi: 10.2797/295515      EC-02-24-695-EN-N

**© European Education and Culture Executive Agency, 2024**

The Commission's reuse policy is implemented by Commission Decision 2011/833/EU of 12 December 2011 on the reuse of Commission documents (OJ L 330, 14.12.2011, p. 39 – <https://eur-lex.europa.eu/eli/dec/2011/833/oj>).

Unless otherwise noted, the reuse of this document is authorised under the Creative Commons Attribution 4.0 International (CC BY 4.0) licence (<https://creativecommons.org/licenses/by/4.0/>). This means that reuse is allowed, provided appropriate credit is given and any changes are indicated.

For any use or reproduction of elements that are not owned by the EU, permission may need to be sought directly from the respective rightholders. The EU does not own the copyright in relation to any images which do not carry the copyright indicator © European Union.

**CREDITS**

Image source: © Bargais, stock.adobe.com, © koplesya, stock.adobe.com & © European Union, 2024

# Methodology

The analysis takes into account a set of data available in the publicly accessible JM Directory and in internal documents generated by the JM team. Although the name of the Action has changed over time, only “Jean Monnet Chairs” is used throughout the study, to avoid confusion and to simplify the process. Additionally, the United Kingdom (UK) is included as an EU Member State (MS) until the end of 2019<sup>1</sup>, whereas the Erasmus+ Regions are the ones applicable in the current Multiannual Financial Framework (hereinafter MFF) 2021- 2027.

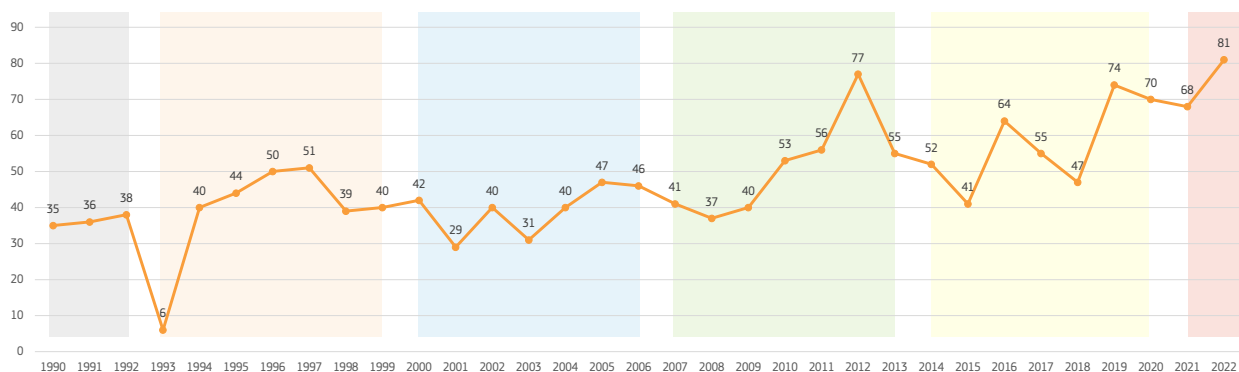
Finally, the regions chosen for the short analysis of 30 randomly selected proposals awarded from 2010 to 2021 were the EU and Asia, as these were the regions with the most projects awarded over the years. Due to the retention period (maximum 10 years after the files were closed), proposals prior to this period could not be retrieved. Some data were also unavailable due to changes in the application procedure throughout the years.

## Chairs per Multiannual Financial Framework (MFF)

According to the chart, there is generally an upward trend regarding the number of Chairs awarded. Starting with only 35 awarded Chairs in 1990, the number increased to 81 in 2022. During this period, the member states of the EU also increased. There was a steep decrease in Chairs awarded in 1993 (only 6). However, an upward trend resumed the following year (40 Chairs).

During the MFF 1993- 1999 and 2000-2006, the numbers of awarded Chairs remained relatively stable, while they peaked in 2012 (77 Chairs). The current MFF (2021- 2027) appears to be quite promising, with 2022 already being the year with the most Chairs awarded (81) since the beginning of the Action.

*Total Modules per country in the EU MS between 2014 -2020*



<sup>1</sup> The withdrawal agreement of the UK entered into force on 31 January 2020 at midnight (CET).

## Regions and Countries

During the first decade of the Action (1990-2000), out of a total of 421 Chairs awarded, 419 (99,5%) were granted in EU MS. It should be noted that the Action has been opened to the world since 2000, explaining its increased presence in more regions of the world from 2001 onwards.

The countries with the greatest number of Chairs (1990-2022) were all EU Member States. In total, 203 Chairs were awarded in Spain (12,97%), 182 in Italy (11,62%), 139 in France (8,88%), 133 in the United Kingdom (8,49%), and 110 in Germany (7,02%).

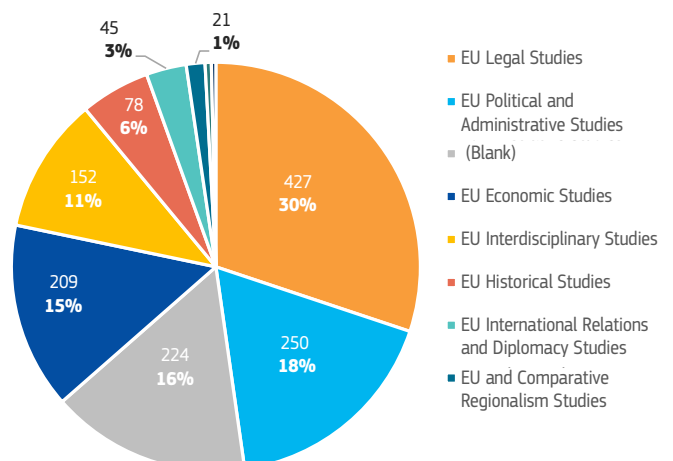
Number of Chairs Awarded per year and E+ Regions



## Subjects

The following were the most popular Chair subjects among applicants: **EU Legal Studies (427 Chairs, 30%)**, **EU Political and Administrative Studies (250, 18%)**, and **EU Economic Studies (209, 15%)**. It was observed that until 2006, the traditional JM subjects had a greater presence: EU Legal Studies, EU Political and Administrative Studies, EU Economic Studies, EU Interdisciplinary Studies, and EU Historical Studies. Since 2007, new subjects have emerged, gaining more prominence.

Chairs Top Subjects



# Universities and Professors

It has been observed that the top 23 universities where the most Chairs were awarded, are all established in EU Member States, specifically in Spain, Italy, Ireland, France, Netherlands, Greece, Belgium, and Czech Republic. The University with the most Chairs awarded (25) is Universidad Complutense de Madrid (Spain). In other regions of the world, it is worth mentioning University of Canterbury in New Zealand (7), University of Victoria in Canada (6) and Sichuan University in China (6).

Regarding the Chair holders, some professors were awarded Chairs more than once. Throughout the years, at least 2 professors were awarded 4 Chairs, 18 professors 3 Chairs, 120 professors 2 Chairs, and 1133 professors were awarded only 1 Chair. It should be noted that the exact number cannot be calculated due to missing data.

For the professors awarded more than 1 Chair, it is uncertain whether they are newcomers in JM, as the correlation between Modules awarded and Chairs has not been examined in the current study.

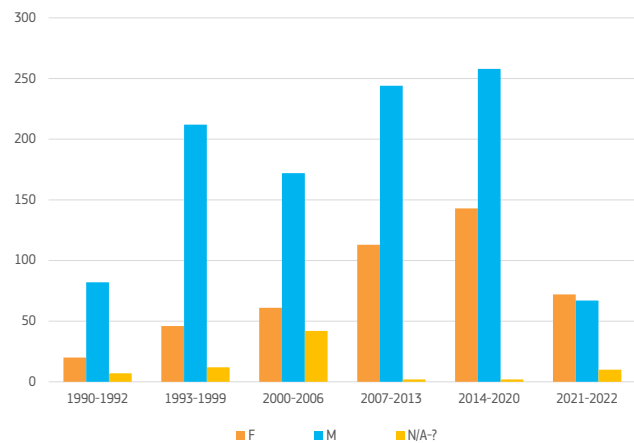
## Sample

The sample of 30 applications from the EU and Asia was randomly selected for the period of 2010 until 2021<sup>3</sup>. Focus was placed on teaching hours, types of activities, levels of students, subjects and applicants' previous EU experience.

The minimum number of teaching hours was 270 and the maximum 810. Regarding the type of activities, the majority of the projects included research activities in their applications. Most of them focused their teaching activities on lectures (22) and seminars (21). Other types of activities were training courses (6), courses (5) and distance learning courses (3). Additionally, the majority of the applications included events, such as conferences (19), workshops (13) and roundtable debates (13).

Regarding gender, from the data available it has emerged that for the period 1990-2022, 66% were men, 29% women, while for 5% this information is not available<sup>2</sup>.

### *Gender of professors per Multiannual Financial Framework*



When looking at numbers aggregated per MFF, we observe a slight increase of Chairs awarded to women over time. For the current MFF, it is the first time that the number of female professors exceeds the number of male professors.

Projects were mostly addressed to 2 or 3 levels of students: Bachelor (21), Masters (30), Postgraduate (13), and PhD students (9). Furthermore, 22 out of 30 applicants had previously received other EU grants, demonstrating their experience in EU funded projects<sup>4</sup>.

Out of these 22 applicants, 10 of them had previous experience in Jean Monnet Actions. Finally, regarding the subjects, there were no available data for 10 applications. Nine projects were related to EU Legal Studies, 7 to EU Interdisciplinary Studies, 2 to EU Economic Studies, 1 to EU International Relations and Diplomacy Studies, and 1 to EU Political and Administrative Studies.

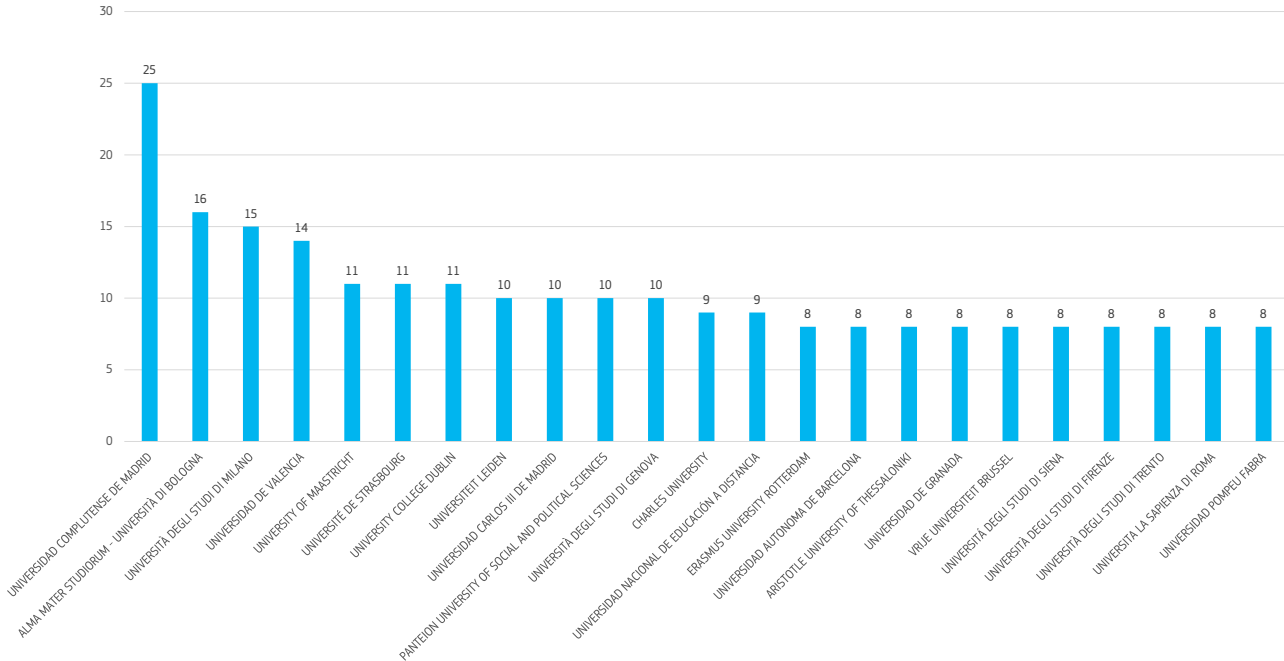
<sup>2</sup> From 2021, the gender indication is not mandatory in the applications. Information is missing and there is a chance of mistakes in the gender indication.

<sup>3</sup> Six applications selected from Asia: Taiwan, Singapore, Pakistan, Japan, India, China. Twenty-four applications from EU MS: Spain (x2), Denmark, Slovenia, Italy (x2), Romania, Portugal, Ireland, Czech Republic, Netherlands, Lithuania, Bulgaria, Luxembourg (x2), Greece, France (x3), Cyprus, Hungary, Croatia, Poland, Germany.

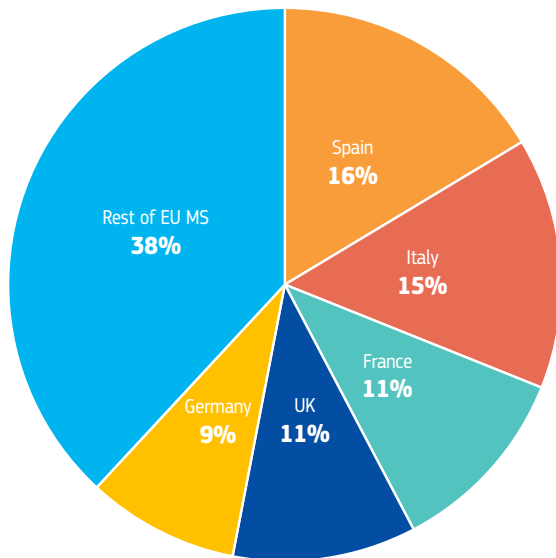
<sup>4</sup> Some of the other EU grants were: Erasmus Mundus, Marie Curie, ERASMUS+ (KA2), ERASMUS+ (KA1) Higher Education Student and Staff Mobility between Programme and Partner Countries, and COMENIUS.

# Annex

## 1. Top Universities with the most Chairs awarded (1990-2022)

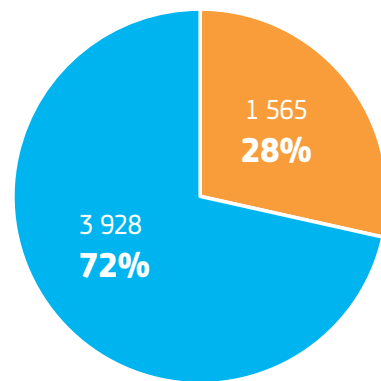


## 2. Chairs in the EU Member States (1990-2022)



■ Spain   
 ■ Italy   
 ■ France  
■ United Kingdom   
 ■ Germany   
 ■ Rest of EU MS

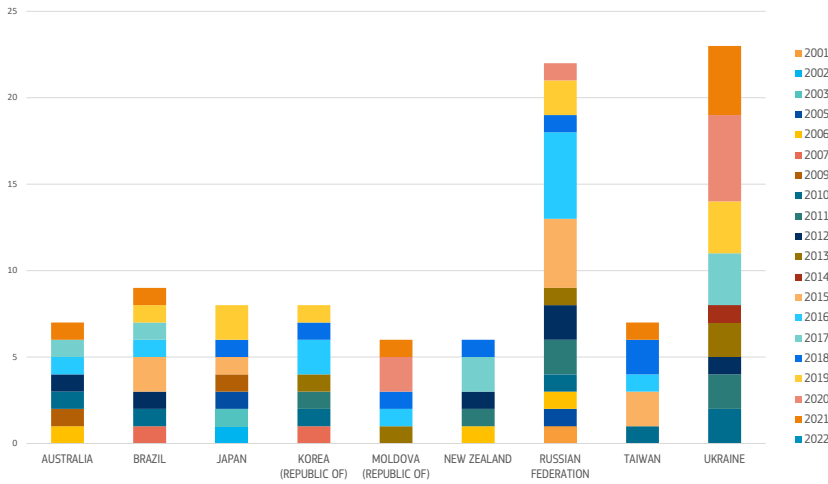
## 3. Chairs vs other Jean Monnet Actions (1990-2022)



■ Chairs   
 ■ Other JM Actions

#### 4. Chairs in the rest of the world

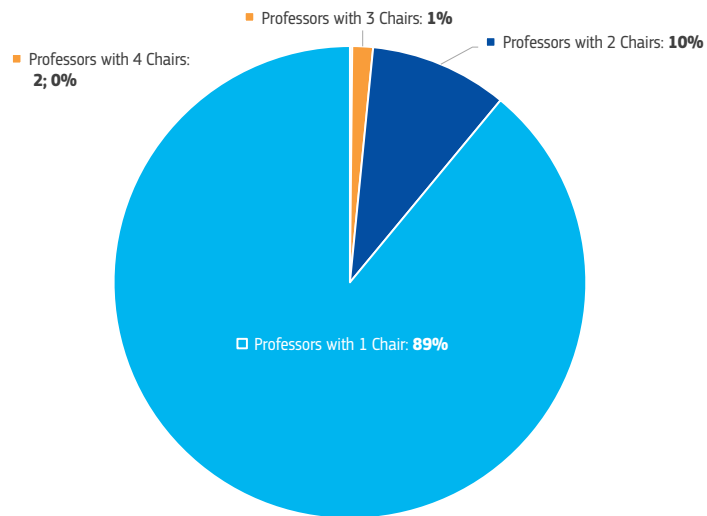
Chairs with a stable trend over the last 20 years (2001-2022)



1990-2022

Top countries	Number of Chairs
TURKEY	43
UNITED STATES	37
UKRAINE	30
CANADA	30
CHINA (PEOPLE'S REPUBLIC OF)	29

#### 5. Professors awarded more than once as a Chair holder (1990-2022)



#### 6. Gender of Chair Holders per year (1990-2022)

