

Qualitative Aspects of Transnational Mobility in Co-operations with South European Countries

Hotel Borsigturm Berlin
February 25th- 26th 2008

Student Mobility in ERASMUS

Dr. Siegbert Wuttig





Student mobility in ERASMUS: Quantitative trends

Increase/
Decrease

Annual increase

2003/4: 9.2%

2004/5: 6.3%

2005/6: 5.2%

2006/7: 3.4%

Target: 11%

Countries with increase: 2006/7

0-2%: DE, DK, LI, NL,
SE, UK

2-5%: BE, FR, IT, RO

5-10%: AT, BG, CZ, LT

>10%: EE, HU, LU, LV, PL,
PT, SL, SK, TR

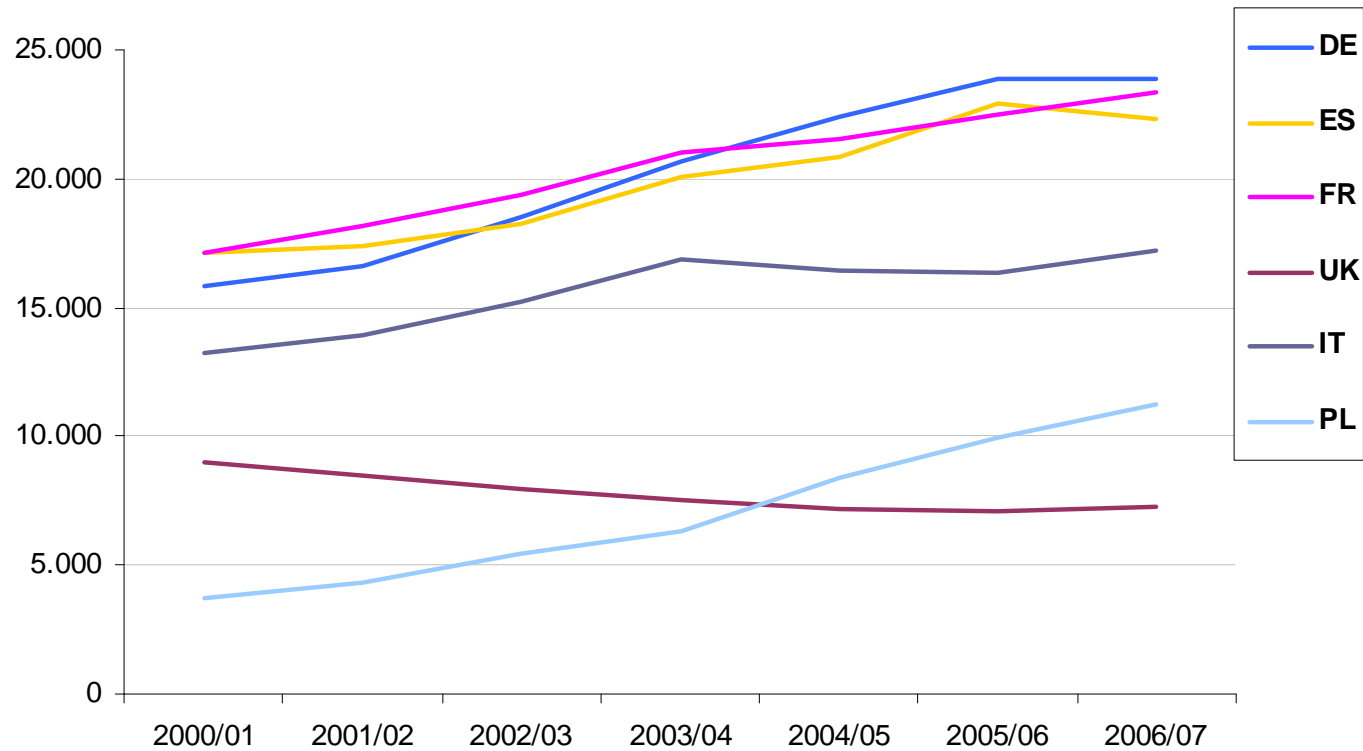
Countries with decrease: 2006/7

0,1–5%: CY, ES, FI, GR,
IE, IS

> 5%: MT, NO

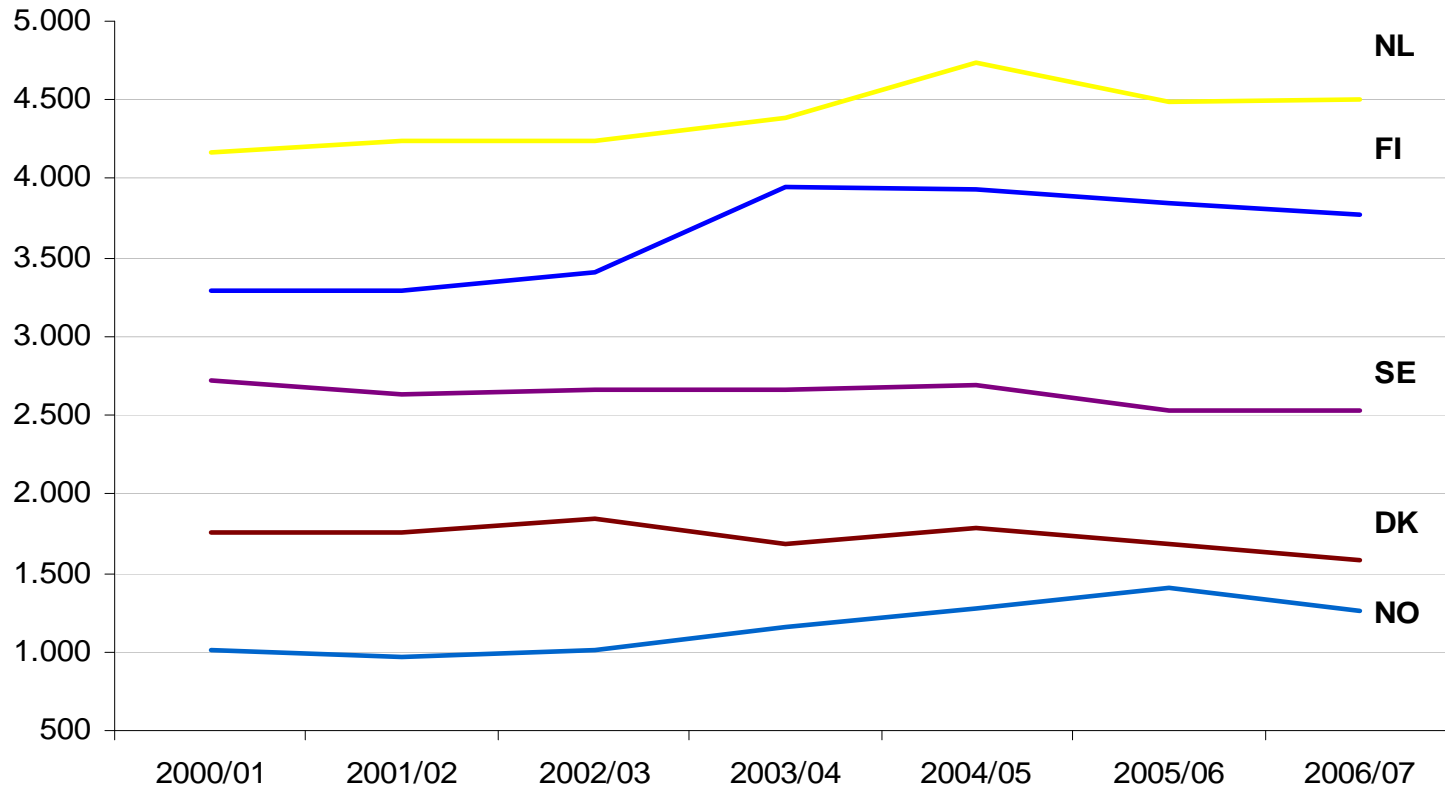


ERASMUS outgoing students 2000-2007: selected countries (1)



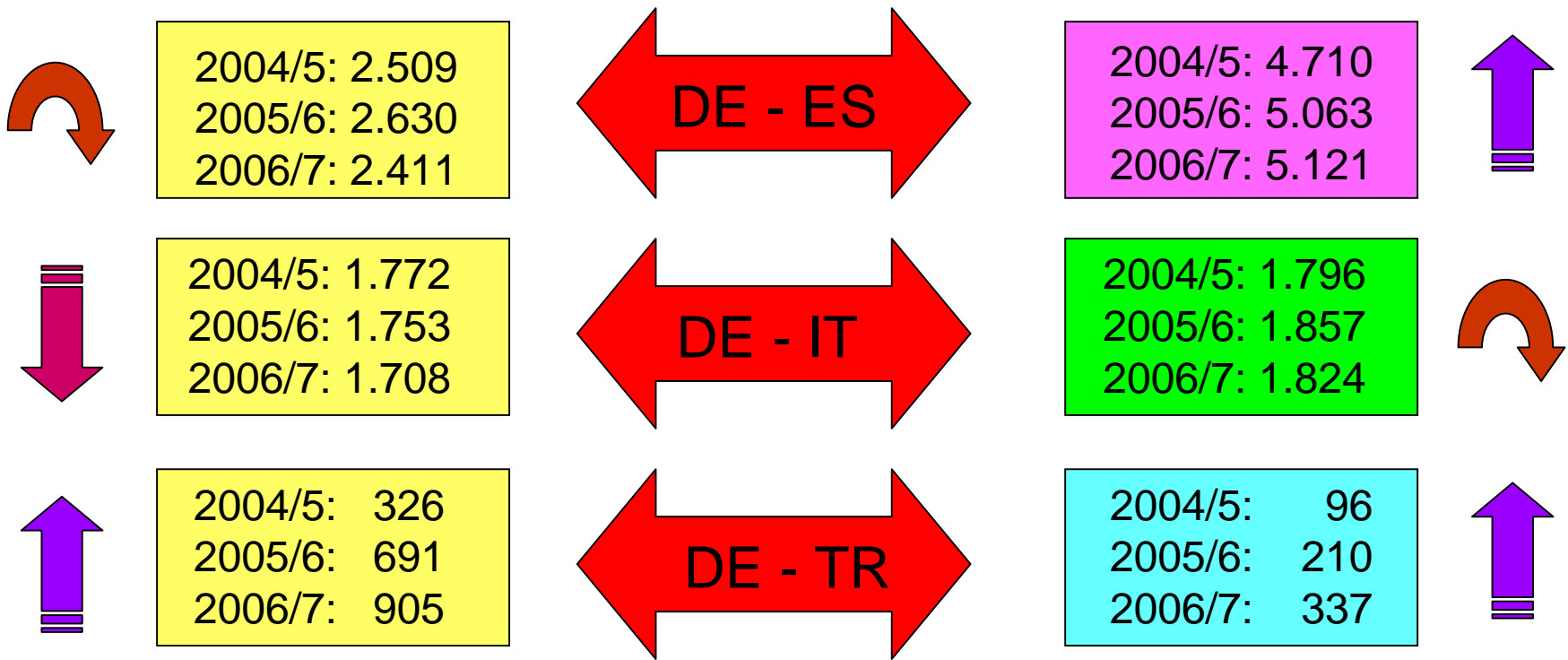


ERASMUS outgoing students 2000-2007: selected countries (2)





Student mobility in ERASMUS 2004-2007: Bi-lateral trends in/out





National grant schemes

Growing numbers of BA/MA programmes

Decline in student population

Lack of funding

Reasons for the slowdown in the increase of ERASMUS student mobility

Complex administration

Good job market

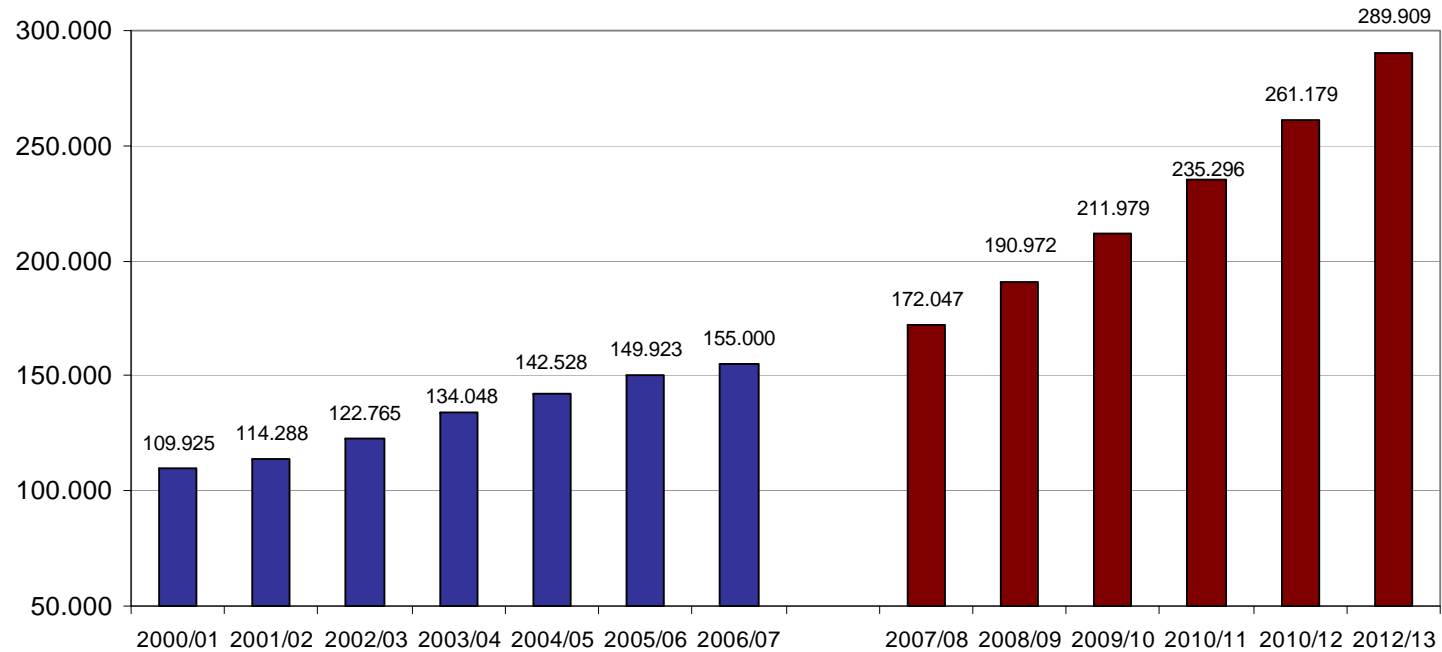
Non-EU destinations

Introduction of tuition fees



Erasmus student mobility 2000/1 - 2012/13

Total 2012: 3.017.861





Student mobility in BA/MA programmes: Expectations for the future

Bürger et al.

2006

Programme directors 11
European Countries:

10% expect a decrease in BA
outgoing mobility

8% expect a decrease in MA
outgoing mobility

DAAD

2006

Programme directors DE:

13% expect a decrease in BA
outgoing mobility

6% expect a decrease in MA
outgoing mobility

ERASMUS
NAs

2008

Almost all NAs expect
at least a slight increase in
outgoing student mobility
mainly due to the new
ERASMUS placement action



Bologna- a mobility killer?



Not necessarily...

- No reliable data on a causal relationship between growing numbers of BA/MA programmes and the decrease in student mobility
- Many problems related to student mobility are not caused by Bologna but Bologna seems to reinforce the problems.
- Bologna does not automatically imply an increase of cross-border student mobility. Institutions have to consider specific mobility measures when implementing BA/MA study programmes.
- Opportunity to focus more on quality of mobility



**Implementing flexible
curricula
(with windows of mobility)**

Not only at MA
level

**Developing
integrated study
programmes
(with joint degrees)**

Not only 3-
year BAs

**Increasing
student mobility
in the EHEA:
solutions
&
recommendations**

Not only in
English

**Improving
recognition**

Not only for
EU countries

**Improving financial
support for students**